




























# EASTER ACTIVITY BOOK




# What Comes Next?

Color, cut & paste the Easter Egg AB Patterns below to complete the patterns on the left.

				
-------------------------------------------------------------------------------------	-------------------------------------------------------------------------------------	-------------------------------------------------------------------------------------	--------------------------------------------------------------------------------------	---------------------------------------------------------------------------------------



# What Comes Next?

Cut out the images at the bottom. Paste the image that comes next in each pattern.

			
-------------------------------------------------------------------------------------	-------------------------------------------------------------------------------------	--------------------------------------------------------------------------------------	---------------------------------------------------------------------------------------

# I Spy Easter

How many objects are there? Count and write.



# I spy with my little eye



# EASTER

Count the pictures and write their numbers.








# EASTER COUNTING

Count the Easter items and write the number in the box.



# Cut and Paste

Count the items. Cut and paste the numbers in the correct box.


7

4

5

6

3



# EASTER ADDITION

Add the easter eggs below to find the answer to each visual number sentence.

$$3 + 2 =$$

$$4 + 3 =$$

$$7 + 3 =$$

$$3 + 5 =$$

$$4 + 4 =$$


$$8 + 3 =$$





# Match the Easter Eggs!


Count the Easter eggs in each basket and match them to the correct number bunny.



# EASTER MATH!

Color and Subtract!

$$5 - 3 = \underline{\quad}$$

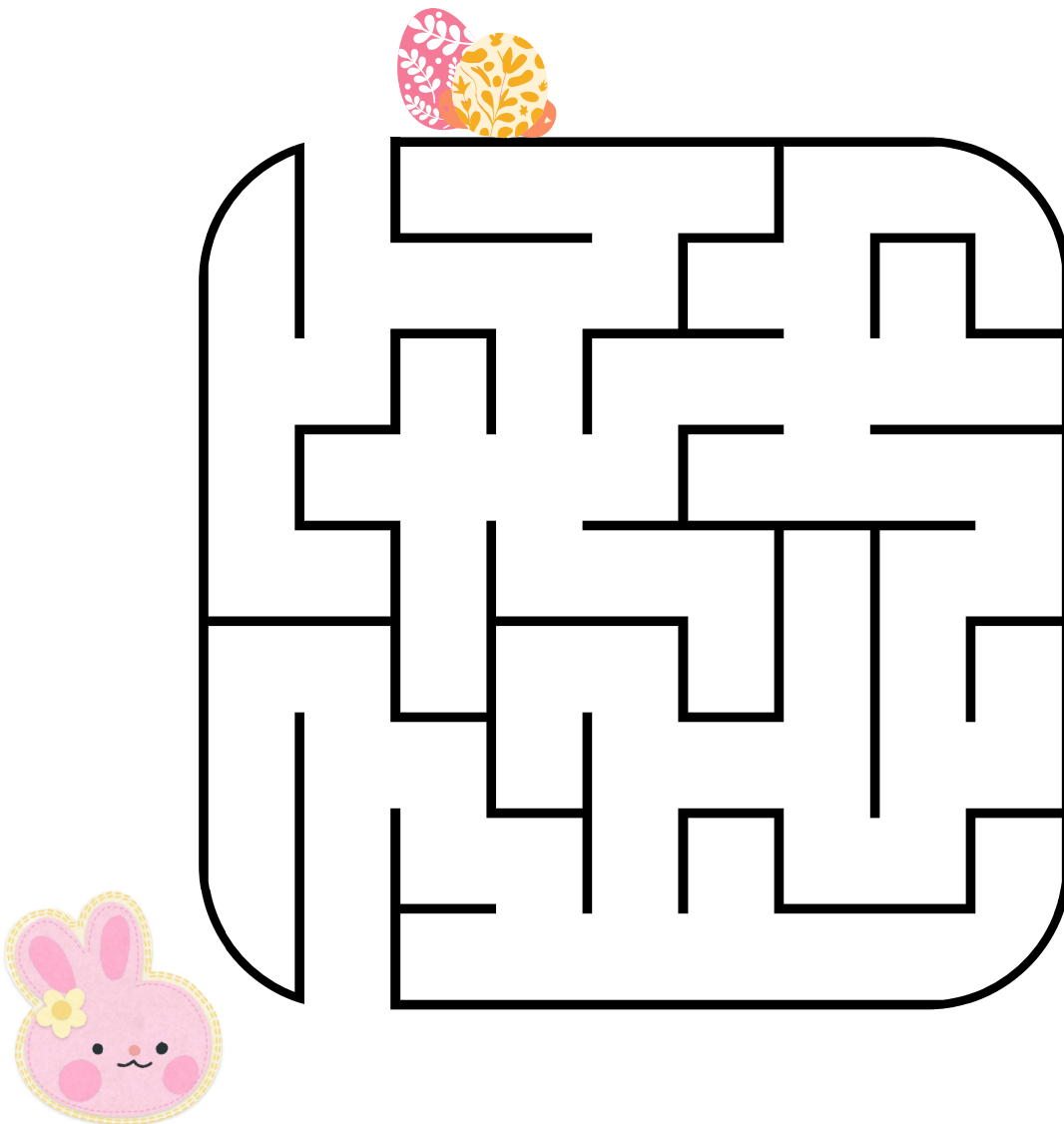


$$7 - 4 = \underline{\quad}$$




# Easter Maze Puzzle

Help the Easter bunny to find the way  
through to Easter eggs.



# Easter Labyrinth


How many Easter eggs can the Easter Bunny put in its basket, following the right path?



Number of the Easter eggs	
------------------------------	--


# Easter Maze Puzzle

Help the Easter bunny to find the way  
through to his Easter eggs.



# Which One is Different?

Find and circle the different one.





# Find the Difference

Find the different one between pictures.



# FIND THE DIFFERENCE

Circle the different one between pictures.






# How many?


## Easter

Count the Easter items and mark the correct number below.




Three yellow chicks are shown: one at the top and two below it.

3 2 1




Two orange carrots with green leaves are shown.

2 4 3



Four pink rabbits with yellow flowers on their heads are shown in a 2x2 grid.

5 4 3





Five purple Easter eggs with white patterns are shown.

5 4 2


# EASTER TRACING LINES

Help the Easter bunnies to reach the carrots.









# MY EASTER EGG

Color the easter egg below. be creative!



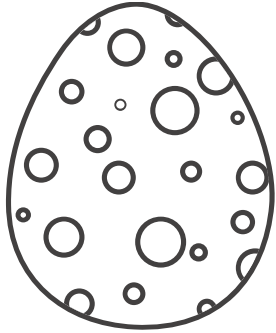
# EASTER EGG HUNT

circle all the small easter eggs.




# READ AND COLOR - EASTER


Read color word and color the Easter eggs.




yellow and orange



green and yellow




blue and green



red and pink



pink and blue



purple and yellow

# FIND THE DIFFERENCES

Find seven differences in these two pictures.




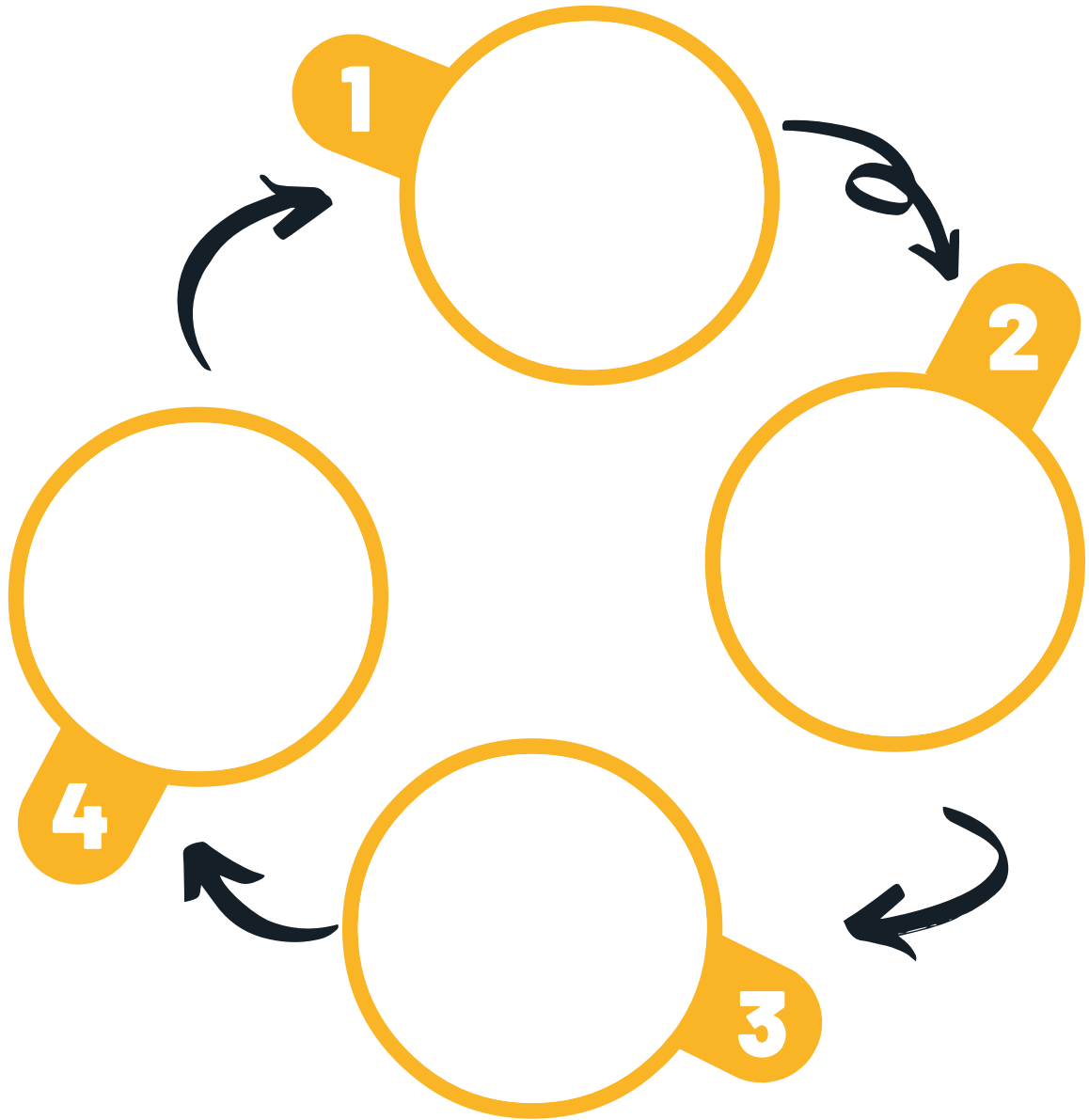
# HAPPY EASTER

Find the differences between two pictures.



# Happy Chickens

- Cut the pictures below from the dotted places and paste them in order.

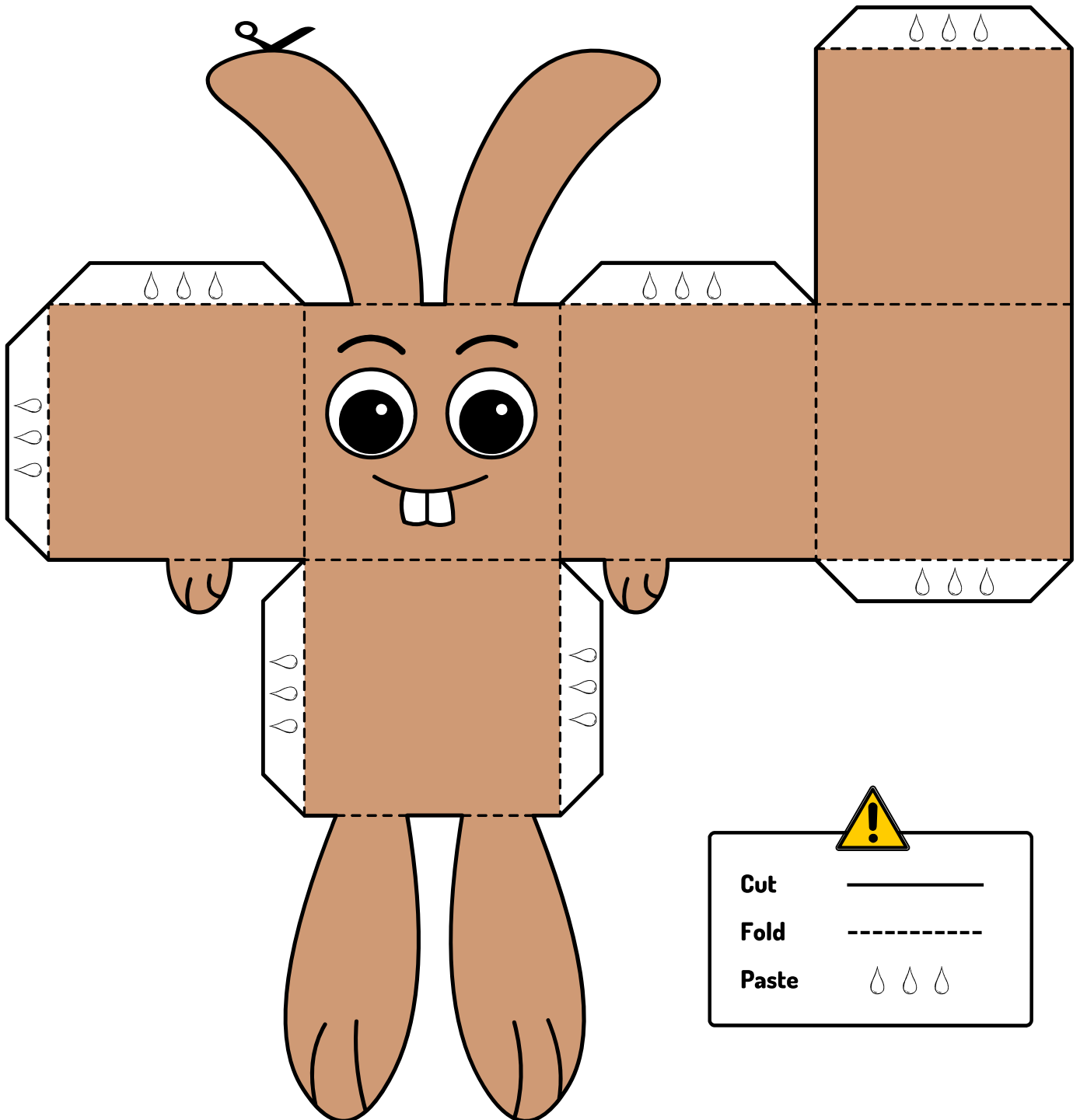





# Cute Rabbit

- Cut, fold and paste the rabbit according to the instructions given below.


1. CUT → 2. FOLD → 3. PASTE






**Cut**      \_\_\_\_\_

**Fold**     - - - - -

**Paste**     


# Easter Wordsearch

Find the words hidden in the puzzle.  
Then, write them below the right picture.



*Happy!*

B	H	U	C	A	N	D	Y	U	A	K	I
U	P	X	B	U	N	N	Y	B	X	Z	D
D	S	W	Q	O	Z	E	G	G	S	I	N
E	A	G	D	H	J	E	N	T	D	G	P
Y	J	F	Y	A	S	B	A	S	K	E	T
I	I	U	N	X	P	F	H	T	K	B	S
C	H	O	C	O	L	A	T	E	V	W	I
F	A	M	I	L	Y	G	R	A	S	S	Q
I	P	T	Y	E	A	S	T	E	R	O	O
Q	G	F	V	L	Q	G	D	W	U	J	G



# Easter

Look at the pictures and circle the correct words




Easter bunny

Easter egg



Pumpkin

Carrot



Parrot

Chick



Bird

Hen



Hot cross bun

Pancake




Basket

Backpack




Easter bun

Easter egg



Summer

Spring



Daffodils

Tulips



Chocolate

Honey



# EASTER WORD SEARCH



Find the hidden Easter words.

T O E G G B R P B H D C  
R X E F I R I T U K E H  
A A R L D B N T N A N O  
D E C O R A T E N S T C  
I A E W I S E R Y U A O  
T O I E N K N N O N L L  
I O R R A E I C C N A A  
O A E S A T U C K Y M T  
N O S E S P R I N G B E  
N P A T T E R N C H K O  
S F L O S S L O V E A L  
E A S T E R H O E N E D

**EGG**

**LAMB**

**BUNNY**

**SUNNY**

**PATTERN**

**BASKET**

**EASTER**

**SPRING**

**TRADITION**

**DECORATE**

**FLOWERS**

**CHOCOLATE**



# ANSWER KEY



**EGG**

**LAMB**

**BUNNY**

**SUNNY**

**PATTERN**

**BASKET**

**EASTER**

**SPRING**

**TRADITION**


**DECORATE**

**FLOWERS**

**CHOCOLATE**


# EASTER BUNNY

*Draw patterns on the bunny then color in your favorite colors.*



# HAPPY EASTER!

Look at the pictures below and tick the correct options.



- Egg
- Tulip
- Basket



- Bunny
- Chick
- Chocolate




- Basket
- Tulip
- Lamb



- Basket
- Egg
- Bun



- Bunny
- Tulip
- Candy




- Egg
- Basket
- Tulip



- Gift
- Lamb
- Chocolate




- Candy
- Lamb
- Basket



- Candy
- Bun
- Tulip

# EASTER EGG TRACING

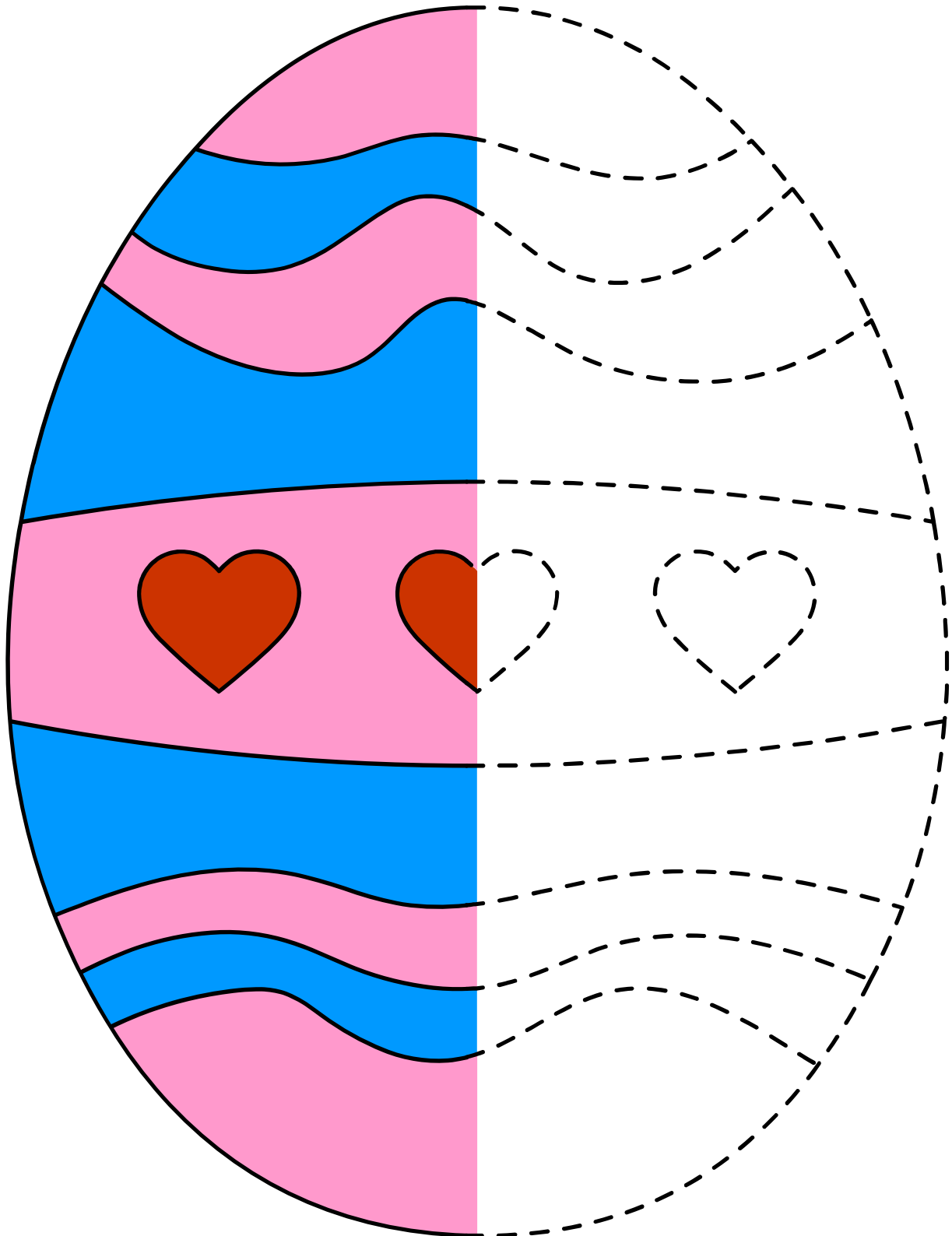
Carefully trace the lines and color the easter egg.






# EASTER SYMMETRY

Trace and color to make a symmetrical egg:




# EASTER SYMMETRY

Trace and color to make a symmetrical egg:



# Happy Easter

Trace the Easter bunny face then color using your favorite color.



# Happy Easter

Vocabulary Worksheet: Name each Easter Element




Chick



Grass



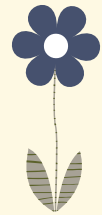
Bunny



Egg




Basket




Spring Flower



Tulip




Butterfly



Egg



Watering  
Can Pot




Hen



Bunny with  
Easter Eggs


# EASTER

Print, laminate, cut and start puzzling



# EASTER

Print, laminate, cut and start puzzling



# EASTER

Print, laminate, cut and start puzzling




# Easter

## Bunny Body Parts

Write the body parts of the bunny.

Eye - Ear - Foot - Leg





**HAPPY**



**EASTER**